

zerotolerancetoys.com

ZERO TOLERANCE



Product Specifications:

Material: ABS + TPE
Battery: 1100mah, lithium battery
Voltage: 3.7 V
Number of Vibrations: 7
User time: Lowest level 3.5 hours,
Highest level 2.5 hours
Sound Level: 50db

CHARGING INSTRUCTIONS

This vibrator arrives with a minimal partial charge, so it is recommended to fully charge it before use.

Connect the USB plug into the USB port of your computer or other output and the other end of the DC charger into toy's input.

Initial charge will take about 2.5 hours, and subsequent charges will take about 4 hours to complete.


The indicator light will flash while device is charging and remain solid when toy is fully charged. There is no danger of battery damage by overcharging, but it's recommended not to overcharge for long periods of time.


Charge lasts for about 3.5 hours of play time on the lowest level of vibration, and about 2.5 hours on the highest level.


This toy operates at a sound level of 50db with a 3.7V, 1100mAh battery

INSTRUCTIONS FOR USE

This toy has a 3-button control panel at the side of the cannister. Each button controls a separate motor, and all 3 can be used together.

To turn on the toy's vibration, press the top Vibration Button  for at least 1 second. The button will illuminate, and toy will begin vibrating at its first lowest frequency. Press the Vibration Button again more quickly to cycle through 7 speeds and vibrations.

To turn on the toy's tightening function, press the middle Tightening Button  for at least 1 second. The button will illuminate, and the toy will begin tightening at its lowest tightening grip. Press the button again more quickly to cycle through 7 different grip strengths.

To turn on the toy's Sasha Grey audio, press the bottom Audio Button  for at least 1 second. The button will illuminate, and the audio will begin through the provided ear buds which plug in at the side of the base of the canister. Press the Audio Button again for at least 1 second to turn off audio.



USB RECHARGEABLE