

Wireless Personal Wand Massager

CAUTION: to reduce the risk of electric shock, do not remove cover or open the device. There are no serviceable parts inside.

-
- Bottom

-

-
- A stylized illustration of a road with a speed limit sign and a mobile phone icon. The speed limit sign is a circular sign with a diagonal line through it, indicating a no parking or no stopping zone. The mobile phone icon is a simple outline of a phone. The road is represented by two parallel lines curving to the right.

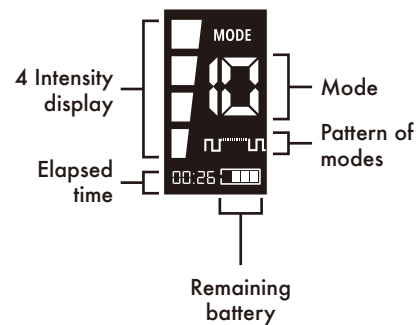
- VIBRATION MODES:



331 mm

← 60 mm →

DISPLAY SCREEN IN VIBRATION MODE:



A line drawing of a hand with two fingers pressing a button on a control panel. The panel has three buttons: a wavy line icon, a bar chart icon, and a power icon. The hand is shown from the side, with the thumb and index finger pressing the bottom button.

Unlock

- Travel lock is deactivated when charging.

IMPORTANT: Any individual who may be pregnant, has a pacemaker, suffers from diabetes, phlebitis and/or thrombosis, is at an increase risk of developing blood clots, or who has pins/screws/artificial joints or other medical devices implanted in his/her body should consult with a physician before using a massaging device designed for home use.

- ## CARE AND MAINTENANCE

Clean the massager with a soft, damp cloth. **DO NOT** clean with an alcohol or chemical-based cleaner.

Store at 20°C - 25°C
Store at cool dry place.

- Power - 3.7V/ 2000mah USB 2.0
- Battery Life: Up to 2 hour use depending on speed and massage platform choosen.
- Waterproof: IPX5, for clearing the wand only, can not play under water.

DISCLAIMER:
BODYWAND SHALL NOT BE LIABLE
FOR INCIDENTAL OR CONSEQUEN-
TIAL DAMAGES RESULTING FROM
THE MISUSE OF THIS PRODUCT.



XGEN Products™
Horsham, PA 19044
All Rights Reserved

UK Responsible Person:
ArangaRanga UK LTD, 20-22 Wenlock Road, London, N17 GU, UK.
Phone: +44 2037692960, E-Mail: UKResponsibleperson@arangaranga.com

EU Responsible Person:
ArangaRanga SL, Paseo de la Castellana 194, Madrid, 28046, Spain.
Phone: +34 910054258, E-Mail: EUEResponsibleperson@arangaranga.com

digi

FRONT

BACK

331 mm

bodywand™



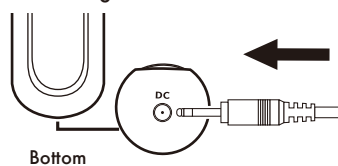
digi s

Wireless Personal
Wand Massager

IMPORTANT SAFETY INSTRUCTIONS:
All safety and operating instructions should be carefully read before use.

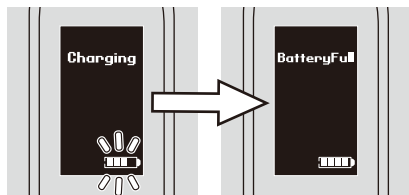
CAUTION: to reduce the risk of electric shock, do not remove cover or open the device. There are no serviceable parts inside.

1. Plug the mini jack plug of the charging USB cord into the socket at the bottom of the massager.

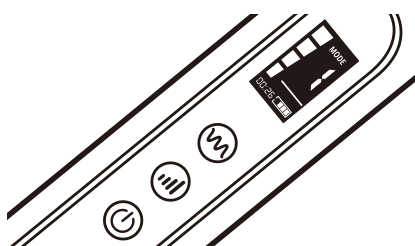


Bottom

2. Plug the USB end of the cord into the USB port of your computer or other power source. The charging icon will blink on the screen to indicate the battery charging.

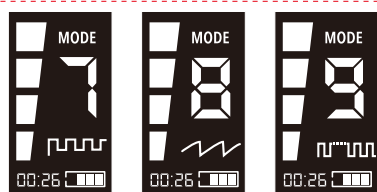
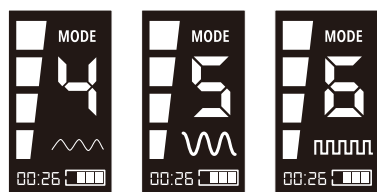
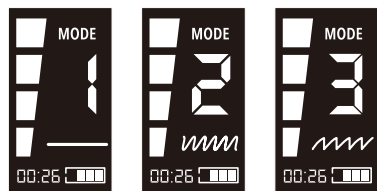


3. The light will remain solid when the battery is fully charged. Unplug the USB charging cord. It takes approx 1.5 hours to charge completely (depending on the power supply).

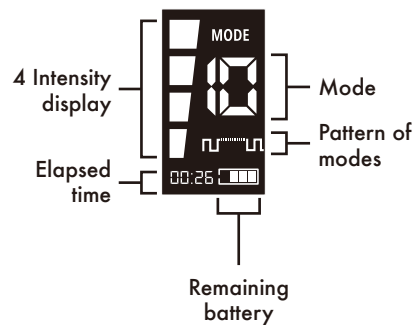


1. Press and hold the power button 3 seconds to start vibration mode.
2. Press the button with four intensity levels to increase or decrease 4 intensities, which cycle between each different intensity.
3. Press the button with a wave pattern to change the vibration mode. Press once to move to the next mode. In total there are 10 massage modes, 10 vibration patterns that cycle between each other.
4. Press and hold the power button for 2 seconds to turn it off.


VIBRATION MODES:



DISPLAY SCREEN IN VIBRATION MODE:



TRAVEL LOCK:



Lock



Unlock

Press and hold the power button & the button with four intensity levels for 2 seconds, the screen shows locked.

Press and hold the power button & the button with four intensity levels for 2 seconds again, the screen shows unlocked.

Travel lock is deactivated when charging.

WARNING: For adult use only. For external use only. Remove all scarves, neckties, necklaces, and jewelry before using this massager.

IMPORTANT: Any individual who may be pregnant, has a pacemaker, suffers from diabetes, phlebitis and/or thrombosis, is at an increase risk of developing blood clots, or who has pins/screws/artificial joints or other medical devices implanted in his/her body should consult with a physician before using a massaging device designed for home use.

1. Do not reach for an appliance that had fallen into water. Unplug immediately.
2. Do not use while bathing or in the shower.
3. Do not place or store appliance where it can fall or be pulled into a tub or sink.
4. Do not place in or drop into water or other liquid.
5. Always unplug this appliance from the electrical outlet immediately after use or before cleaning.

CARE AND MAINTENANCE

Clean the massager with a soft, damp cloth. DO NOT clean with an alcohol or chemical-based cleaner.

STORAGE:

Store at 20°C - 25°C
Store at cool dry place.

SPECIFICATIONS:

- Power - 3.7V/ 700mah USB 2.0
- Battery Life: Up to 70mins use depending on speed and massage platform choosen.
- Waterproof: IPX5, for clearing the wand only, can not play under water.

DISCLAIMER:

BODYWAND SHALL NOT BE LIABLE FOR INCIDENTAL OR CONSEQUENTIAL DAMAGES RESULTING FROM THE MISUSE OF THIS PRODUCT.



XGEN Products™
Horsham, PA 19044
All Rights Reserved

UK Responsible Person:
ArangaRanga UK LTD, 20-22 Wenlock Road, London, N17 7GU, UK.
Phone: +44 2037692960, E-Mail: UKresponsibleperson@arangaranga.com
EU Responsible Person:
ArangaRanga SL, Paseo de la Castellana 194, Madrid, 28046, Spain.
Phone: +34 910054258, E-Mail: EUresponsibleperson@arangaranga.com

digi s

60 mm